



مؤسسة الرعاية الصحية الأولية
PRIMARY HEALTH CARE CORPORATION

2025

ANNUAL SNAPSHOT



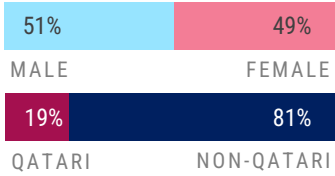
2025 was a year of remarkable progress and operational excellence for PHCC. The statistics in this snapshot report reflect our steadfast commitment to delivering accessible, high-quality care to the community. By the close of the year 2025, PHCC proudly surpassed 1.9 million registered patients and facilitated over 5.7 million visits, reinforcing our role as Qatar's trusted provider of primary healthcare and wellbeing.





1,952,470

REGISTERED PATIENTS



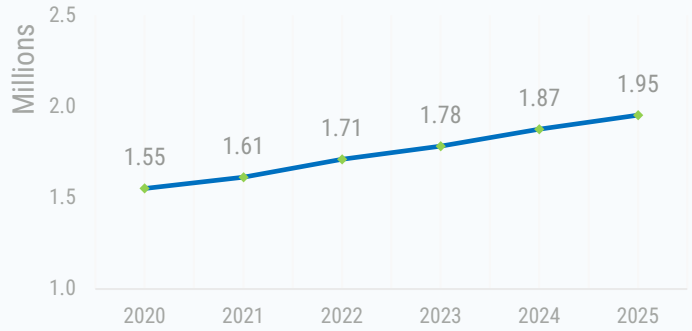
1,090,116 (56%)

ACTIVE PATIENTS WHO VISITED IN 2025

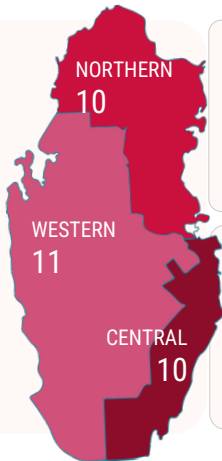
77,551 (+ 4%)
NEW PATIENTS REGISTERED IN 2025

26%
5 YEAR GROWTH REGISTRATIONS (2020vs2025)

REGISTRATIONS



31
HEALTH CENTERS



3
REGIONS



8
QATARI EXCLUSIVE HC



9
SPECIALTY CENTERS



7
WELLNESS CENTERS



13
URGENT CARE HEALTH CENTERS



24x7
VIRTUAL CARE CALL CENTER



24
HCS WITH HOME HEALTH UNITS



8,543

PHCC STAFF

CLINICAL 5,426 ADMIN 3,117



1,182 (6.1)
PHYSICIANS



217 (1.1)
DENTISTS



2,300 (11.8)
NURSES



454 (2.3)
PHARMACISTS



390 (2.0)
LABORATORY TECH



274 (1.4)
RADIOLOGY TECH

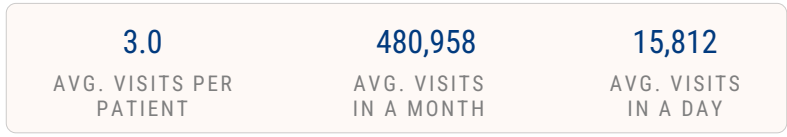
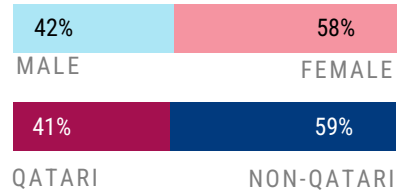
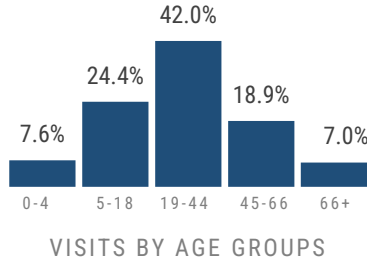


609 (3.1)
ALLIED HEALTH

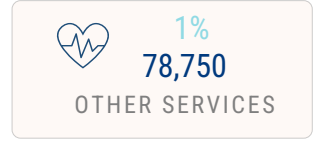
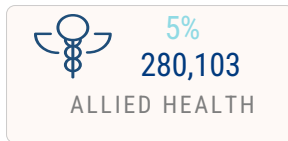
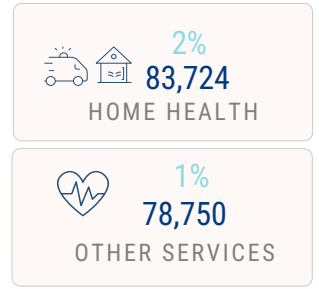
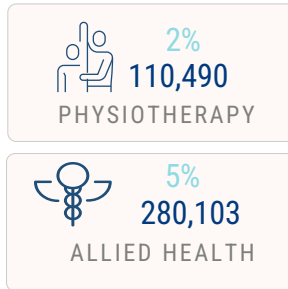

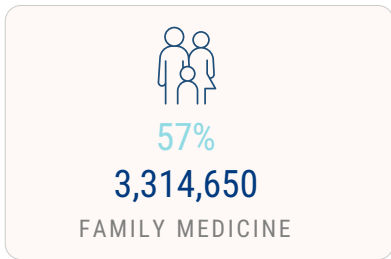


3,117 (16.0)
ADMIN

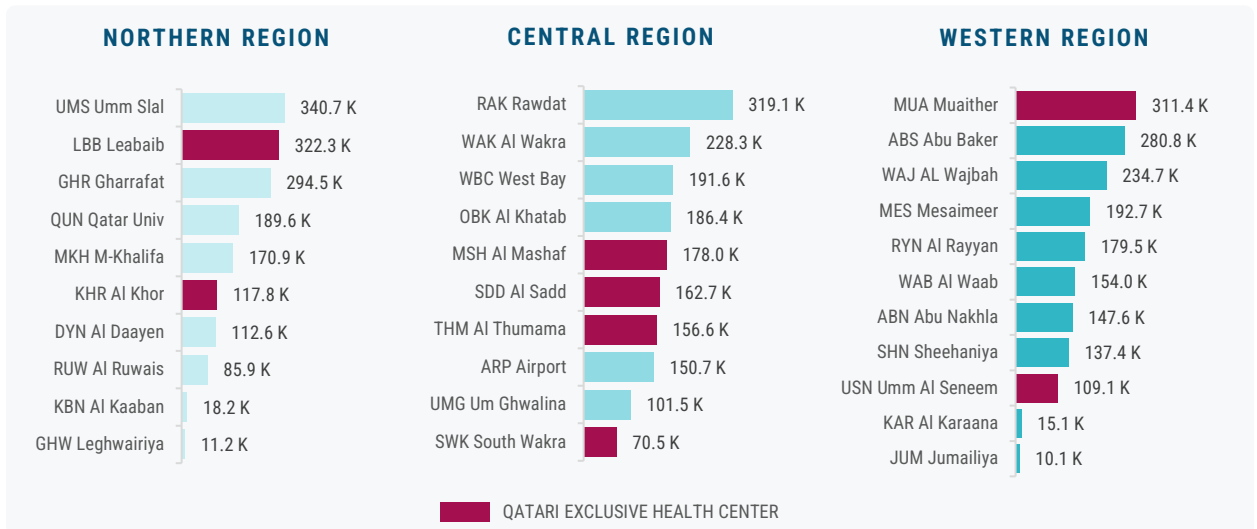
Staff density per 10,000 registered patients



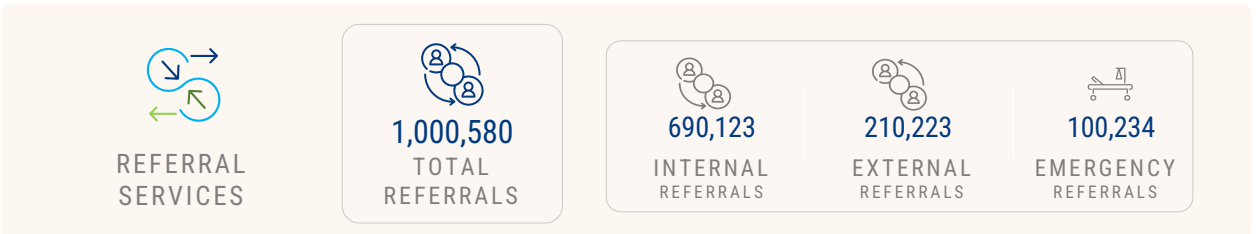
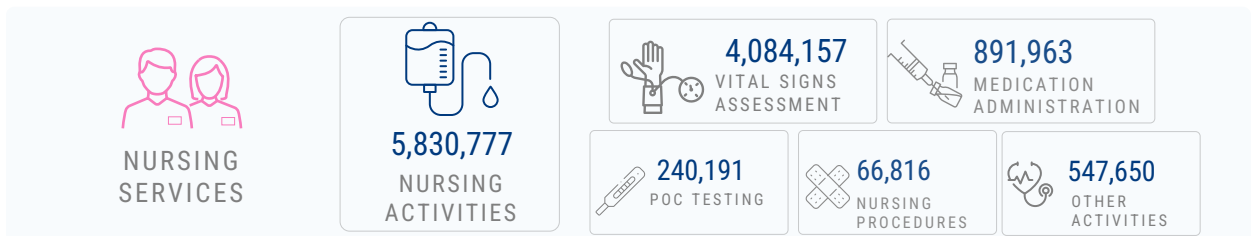
▶ VISITS BY PHCC SERVICE



▶ VISITS BY REGION AND HEALTH CENTER



▶ ANCILLARY SERVICES



▶ UTILIZATION AND ACCESS TO CARE

